



Moorlands Primary School at home – 25/03/20

Anything is Possible!



PE: 9am-9:30am

<https://www.youtube.com/user/thebodycoach1>

Live session with Joe Wicks



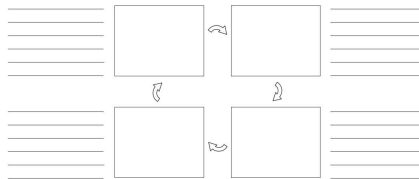
Reading/English - 9:45 – 10:45

Explanation texts.

Read the information given about lifecycles – see attached documents. Can you create your own life cycle of a butterfly? Use attached resources or create your own design.

See resources.

Life Cycle of a Butterfly



lays eggs leaf hatches Word Bank caterpillar butterfly chrysalis changes

Amphibian

LO: To understand the lifecycle of an amphibian.
The lifecycle of a frog involves 5 main stages:

Start

The female lays mass of eggs which are fertilised by the male.

After 2-25 days the tadpole hatches from the egg. It swims and eats plants. It breathes through gills.

The tadpole grows front legs and tail shortens. Uses nutrients in tail as food. It jumps out of water onto land.

The tadpole grows fins and a stronger tail. Then it develops lungs and hind legs.

The tail disappears and it starts to eat insects instead of plants. It takes 2-4 years to become an adult frog, when it can lay eggs.

Amphibians:

- live in water and on land
- moist slimy skin
- lays eggs
- babies different from adults

Maths: 11:15-12:15

<https://whiterosemaths.com/homelearning/>

White Rose Maths Home Learning Who We Are News

Hello there, Parents and Carers!

As schools worldwide close for now in response to COVID-19, you might be wondering how best to help your child or children with their studies at home.

Always happy to help, the White Rose Maths Team has prepared a series of five maths lessons for each year group from Year 1-8. We will be adding five more each week for the next few weeks. Every lesson comes with a short video showing you clearly and simply how to help your child to complete the activity successfully.

Early Years Available now!	Year 1 Available now!	Year 2 Available now!
Year 3 Available now!	Year 4 Available now!	Year 5 Available now!
Year 6 Available now!	Year 7 Available now!	Year 8 Available now!

Afternoon suggestions

Sketch an outdoor scene e.g. your garden, the view from your window, a sketch of a minibeast habitat that you have found.



You are invited to send a photo of your sketch or model for our school website. Please give permission for it being uploaded when emailing it in.

Afternoon suggestions

Make a model of a minibeast e.g. using junk materials, found materials in your garden e.g. leaves and sticks. Lego, plasticine or Play Doh.

Play a board game or a card game.

Choose an activity from the 100 things to do indoors.



Afternoon suggestions

Mathletics


TT Rockstars

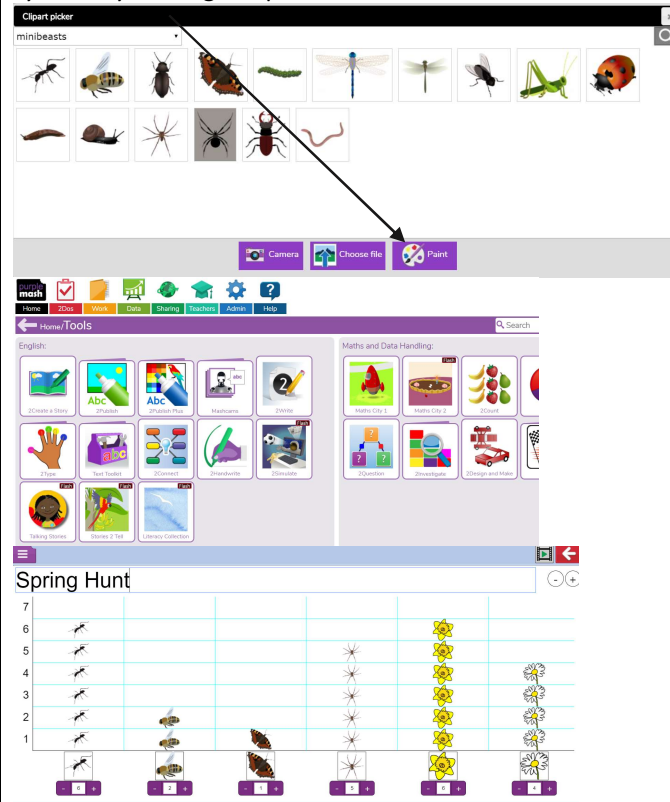
Online platforms:

See Purple Mash 2Count task. Click **Tools** then **2Count**. Your task is to create a pictogram. Launch 2Count. Click on the **car pictures** and select **'Plants'** or **'Minibeasts'**. Choose 6 plants or minibeasts you would like to search for.

In your garden go on a hunt and record how many you see. Create a pictogram in 2Count to show this by clicking + or -. See below for what this might look like.



To get more help, click  in the top right corner. If you want an extra challenge, instead of choosing a clipart picture, you can draw your own symbol by clicking the paint button.



The screenshot shows the Purple Mash 2Count interface. At the top, there is a 'Clipart picker' window with a search bar containing 'minibeasts'. Below the search bar is a grid of various insect clipart images. A black arrow points from the 'Paint' button in the bottom right of the clipart picker to the 'Paint' button in the main interface. The main interface has a purple header with 'Home/Tools' and a search bar. Below the header is a grid of icons for different subjects and activities. At the bottom, there is a 'Spring Hunt' pictogram. The pictogram is a grid with 7 rows and 6 columns. The first column has 7 small insect icons. The second column has 2 larger insect icons. The third column has 2 larger insect icons. The fourth column has 4 small insect icons. The fifth column has 6 yellow flower icons. The sixth column has 4 small insect icons.

Evening Reading time.

Get comfy with your favourite book. Read to an adult.

KS1 PSHE Quiz - Emotions 1 (Questions)

This KS1 PSHE Emotions 1 quiz asks children to look at an image and decide which emotion suits the picture best. The ability to read facial features is a very important process in growing up.

Every day we feel; our feelings can change many times within one day. This quiz is going to see whether you can recognise which feelings these people are showing.

1. Look at the picture. Which emotion do you think this person is feeling?

- Anger
- Happiness
- Excitement
- Jealousy



2. Look at the picture. Which emotion do you think these people are feeling?

- Happiness
- Anger
- Boredom
- Excitement



3. Look at the picture. Which emotion do you think these two

people are feeling?

- Happiness
- Sadness
- Worry
- Confusion



4. Look at the picture. Which emotion do you think this

person is feeling?

- Embarrassment
- Love
- Bravery
- Sadness



5. Look at the picture. Which emotion do you think this person is



feeling?

- Sadness
- Worry
- Nervousness
- Excitement

6. Look at the picture. Which emotion do you think they are feeling?



- Love
- Frustration
- Excitement
- Happiness

7. Look at the picture. Which emotion do you think this person is



feeling?

- Pride
- Excitement
- Guilt
- Happiness

8. Look at the picture. Which emotion do you think these people are feeling?



- Sadness
- Happiness
- Loneliness
- Frustration

100 Things to do indoors

www.spreadthehappiness.co.uk



1. Make non-cook playdough, then have a Dough Disco
2. Paint 'our families' portrait
3. Write and make a book
4. Draw flowers or the fruit bowl
5. Learn some laughter yoga www.roberttrivest.com
6. Finger paint
7. Make a band from kitchen pots and pans
8. Footprint paint
9. Have a dance alarm every 30 minutes
10. Have a karaoke
11. Send a video message to family and friends to get them busy
12. Have a birthday party for a pet or cuddly toy
13. Have an indoor picnic
14. Discover your favourite story and share it together
15. Order books alphabetically
16. Have an indoor treasure hunt
17. Dress up in adult shoes
18. Find a fairy door in your house or garden
19. Do the Hokey Cokey
20. Take a selfie through a toilet roll tube and pretend you are on the moon



21. Make cards for everyone at home
22. Get some sheets to flap and pretend they are the waves and jump in
23. Make cakes
24. Get material or cardboard and make mermaid or merman's tails
25. Get all the chairs together and make a bus, play conductors and drivers
26. Make a camp in your bed
27. Make a dark den and use a torch
28. Write a letter to a neighbour or friend
29. Colour in a colouring book or draw a picture
30. Make wool or string hair over a chair
31. Have a pamper day
32. Have a scrunched up paper fight (from recycling)
33. Make ice lollies with cordial and water
34. Make sandwiches in strange shapes
35. Make a pretend car from boxes/furniture
36. Learn a rhyme or poem
37. Make paper aeroplanes
38. Have a pirate adventure, make boats from boxes or furniture
39. Blow bubbles and catch them
40. Make a number frieze for the wall, decorate



41. Read Pirate George series available on Kindle
42. Make a papier mache sculpture over a balloon
43. Keep a balloon up in the air game
44. Play a board game
45. Play hide and seek
46. Play dominoes
47. Learn a card game
48. Make smoothies
49. Perform a puppet show
50. Make shadow puppets
51. Make finger/sock puppets
52. Choreograph a dance or learn a dance routine
53. Have an upside down meals day, lunch for breakfast etc.
54. Learn a sing-along for Spread the Happiness TV
55. Learn to cook something new
56. Learn Brilliant Beast Song on Spread the Happiness TV YouTube Channel
57. Leave happy notes all around the house
58. Make a fitness routine and put your family through their paces
59. Using vegetables, make characters
60. Dance and sing to Knees up Mather Brown



61. Play I spy
62. Open your windows and sing out a song
63. Learn Days of the Week Song
64. Play musical statues
65. Learn a Beatles song
66. Learn a Queen song
67. Make an indoor restaurant and serve your family
68. Have a toy's tea party
69. Roll balls down the stairs
70. Be superheroes with capes
71. Eat cereal with a gigantic spoon
72. Have an ice cream party
73. Enter an online competition to win a prize
74. Vacuum your home
75. Polish your home
76. Fold up sheets
77. Use a sheet as a parachute to fluff up and hide under and play parachute games
78. Make binoculars with toilet rolls and look out the window at the birds
79. Make yoghurt pot telephones
80. Make a junk model rocket as large as you can



81. Create a comedy show
82. Pretend to conduct an orchestra to music
83. Hike up your stairs like it is a mountain, so so high
84. Roll around a large space in your home
85. Hop around like a bunny
86. Learn to play sleeping bunnies
87. Learn and act out 5 Little Monkeys
88. Find as many collections of 10 things in your home as you can
89. Dance in the shower
90. Sing in the shower
91. Squirt shaving foam in your hands
92. Make a scrap book of your favourite things, people
93. Play Jack in the Box in a large cardboard box
94. Have a themed party
95. Stay up late to look at the stars with a night time picnic
96. Play apple bobbing
97. Jump on the bed
98. Bash a pinata
99. Do coin rubbing with paper and crayons
100. Play pass the parcel



www.spreadthehappiness.co.uk

