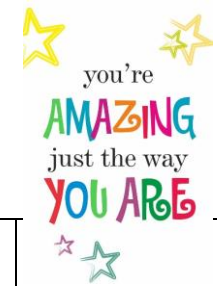




# Moorlands Primary School *at home* – 30/03/20

## *Anything is Possible!*



For your information:  
Britannica  
Encyclopaedia.

[www.school.eb.co.uk](http://www.school.eb.co.uk)  
U: moorlands  
P: access

**PE: 9am-9:30am**

<https://www.youtube.com/user/thebodycoach1>

Live session with Joe Wicks



**Reading/English - 9:45 – 10:45**

Write a letter to someone in your family or a friend. Tell them what you have been doing. Do you think communicating with the people we love and care about is important in helping to keep us positive?

See the plan to support you write your letter (see attached document). Alternatively write in your own structure. **If you would like to please send it in. We will place your ideas (with names covered) on our website.**

**Picture News** Letter to a friend or relative plan

The person you are writing to address

Your address

Date

Dear \_\_\_\_\_

Introduction – explain why you are writing.

Paragraph 2 – share some of the things you have been doing.

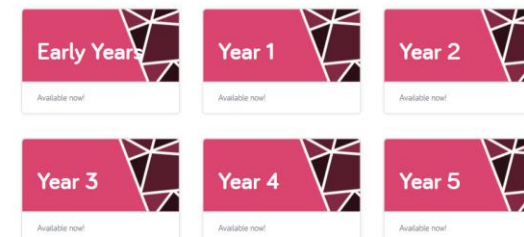
**Maths: 11:15-12:15**

<https://whiterosemaths.com/homelearning/>

Hello there, Parents and Carers!

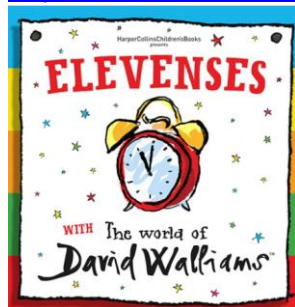
As schools worldwide close for now in response to COVID-19, you might be wondering how best to help your child or children with their studies at home.

Always happy to help, the White Rose Maths Team has prepared a series of five maths lessons for each year group from Year 1-8. We will be adding five more each week for the next few weeks. Every lesson comes with a short video showing you clearly and simply how to help your child to complete the activity successfully.



Don't forget David Walliams audio is released at 11am each day.

<https://www.worldofdavidwalliams.com/elevenses/>



<https://parent.numberfunportal.com/>

Sing songs to learn maths through the Number Fun portal - there is 30 days free for parents at the moment. This is something we use in school so the children might know some of the songs.



### Afternoon suggestions

#### Moorlands Easter bonnet parade and Easter scene

**Eggtravaganza.** Create your own Easter bonnets or design your own Easter Eggtravaganza scene (see below for ideas). Note: due to current situation, we are happy for you to replace your egg with a chocolate one, a small ball or to create your design without an egg at all.



### Afternoon suggestions

#### Afternoon suggestions – Making fairy cakes

**SEE ATTACHED DOCUMENTS.**



**goodfood** page 1 of 1

#### Iced fairy cakes

Search, save and sort recipes in our free app

**Ingredients**

- 100g caster sugar
- 100g very soft butter
- 100g self-raising flour
- 2 eggs
- 1 tsp vanilla extract

**For the icing**

- 200g very soft butter
- 200g long sugar
- food colouring, sprinkles, marshmallows etc

**Method**

1. Ask a grown-up helper to turn the oven on to 180C/160C fan/gas 4. Put a paper case in each bun hole.
2. Put the sugar and butter (it must be soft or you won't be able to mix it properly) in a bowl and mix it together. Sift in the flour.
3. Break the eggs into a separate bowl (spoon out any bits of shell that fall in) and add them to the bowl with the vanilla. Mix everything together.
4. Divide between the cases using a spoon, scraping it off with a knife. Ask a grown-up helper to put the tray in the oven for 20 minutes.

If you don't have these ingredients in see:

<https://www.bbcgoodfood.com/recipes/collection/kids-cooking> for alternative ideas.

### Afternoon suggestions

#### TT Rockstars



See your home learning folder for your login details.

Purple Mash:

Y2-Y6: Log in to Purple Mash and see the task you have been set to review a book you have read.

Y1 and YR: Log in to Purple Mash and retell the story of the Three Little Pigs.

Happy International  
Children's Book Day!



Evening Reading time.

Get comfy with your favourite book. Read to an adult.

# LEGO CHALLENGE!

For personal use only. Not for sale.

## 30 DAY LEGO CHALLENGE

<b>DAY 1</b> Build your name				<b>DAY 2</b> Build a tree		<b>DAY 3</b> Build a boat that floats	
<b>DAY 4</b> Build a house		<b>DAY 5</b> Build a cupcake		<b>DAY 6</b> Build a pencil holder		<b>DAY 7</b> Build a drinking cup	
<b>DAY 8</b> Build an airplane		<b>DAY 9</b> Build a tall tower		<b>DAY 10</b> Build a scary monster			
<b>DAY 11</b> Build a vehicle		<b>DAY 12</b> Build a space ship		<b>DAY 13</b> Build your favorite super hero		<b>DAY 15</b> Build a robot	
<b>DAY 15</b> Build a swimming pool for your Lego mini-figures		<b>DAY 16</b> Build a piece of pizza		<b>DAY 17</b> Build a hamburger			
<b>DAY 18</b> Build a catapult		<b>DAY 19</b> Build your dram house		<b>DAY 20</b> Build a marble run		<b>DAY 21</b> Build a parachute for your mini-figures and see if it works	
<b>DAY 22</b> Build a simple machine		<b>DAY 23</b> Build 2 Lego cars and have a race		<b>DAY 24</b> Build a dog			
<b>DAY 25</b> Build a dinosaur		<b>DAY 26</b> Build a pirate ship		<b>DAY 27</b> Build a snowman		<b>DAY 28</b> Build a zipline for your mini-figures	
<b>DAY 29</b> Build a pyramid		<b>DAY 30</b> Build something with your eyes closed					

www.TheLegoBlog.com





