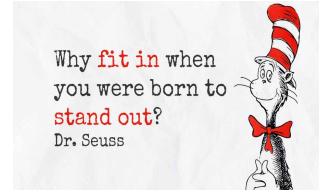




Moorlands Primary School *at home* – 31/03/20



Anything is Possible!

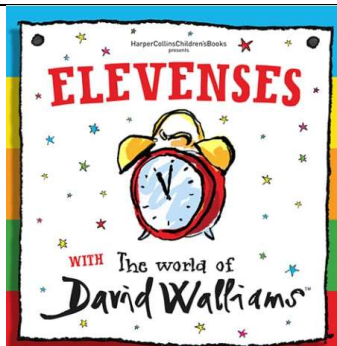



New notices:

****Your teacher is setting work for your year group on Purple Mash (use your login from your home learning folders)**

****Enjoy installment 2 of James and the Giant Peach on: <https://moorlands-ps.primarysite.media/> (accessed from the video resource centre on our website)**

<p>PE: 9am-9:30am https://www.youtube.com/user/thebodycoach1 Live session with Joe Wicks</p> 	<p>Value based learning:</p>  <p>https://www.youtube.com/watch?v=nYTricn4rjg</p> <ol style="list-style-type: none"> How were the smaller birds unkind to the big bird? Why do you think they treated the big bird like that? What did they do to the big bird? What did they say about him? Were any of the smaller birds worse than the others and why? How do you think this made the big bird feel? Did the smaller birds deserve their consequence? What is the moral to the story? 	<p>Maths: 11:15-12:15 https://whiterosemaths.com/homelearning/</p> <p>Hello there, Parents and Carers!</p> <p>As schools worldwide close for now in response to COVID-19, you might be wondering how best to help your child or children with their studies at home.</p> <p>Always happy to help, the White Rose Maths Team has prepared a series of five maths lessons for each year group from Year 1-8. We will be adding five more each week for the next few weeks. Every lesson comes with a short video showing you clearly and simply how to help your child to complete the activity successfully.</p> <div data-bbox="1360 906 1803 1125"> </div>	<p>For your information: Britannica Encyclopaedia.</p> <p>www.schoolweb.co.uk U: moorlands P: access</p>
<p>See the attached spelling documents for each year group. Select approximately 10 words you feel you need to practise and complete a spelling scribble.</p>	<p>Don't forget David Walliams audio is released at 11am each day. https://www.worldofdavidwalliams.com/elevenses/</p>	<p>https://parent.numberfunportal.com/ Sing songs to learn maths through the Number Fun portal - there is 30 days free for parents at the moment. This is something we use in school so the children might know some of the songs.</p>	



Afternoon suggestions

Moorlands Easter bonnet parade and Easter scene Eggtravaganza. Create your own Easter bonnets or design your own Easter Eggtravaganza scene (see below for ideas). Note: due to current situation, we are happy for you to replace your egg with a chocolate one, a small ball or to create your design without an egg at all.



Happy International Children's Book Day!




Afternoon suggestions

Afternoon suggestions – Making fairy cakes

SEE ATTACHED DOCUMENTS.

goodfood

Iced fairy cakes



Ingredients

- 100g caster sugar
- 100g very soft butter
- 100g self-raising flour
- 2 eggs
- 1 tsp vanilla extract

Method

1. Ask a grown-up helper to turn the oven on to 180C/160C fan/gas 4. Put a paper case in each bun hole.
2. Put the sugar and butter (it must be soft or you won't be able to mix it properly) in a bowl and mix it together. Sift in the flour.
3. Break the eggs into a separate bowl (spoon out any bits of shell that fall in) and add them to the bowl with the vanilla. Mix everything together.
4. Divide between the cases using a spoon, scraping it off with a knife. Ask a grown-up helper to put the tray in the oven for 20 minutes.

If you don't have these ingredients in see:

<https://www.bbcgoodfood.com/recipes/collection/kids-cooking> for alternative ideas.

Afternoon suggestions

TT Rockstars



See you home learning folder for you login details.

Purple Mash:
Log in and see what challenges your teacher has set you (they are called 2Dos on Purple Mash).

Y2-Y6: Log in to Purple Mash and see the task you have been set to review a book you have read.

Y1 and YR: Log in to Purple Mash and retell the story of the Three Little Pigs.

Evening Reading time.

Get comfy with your favourite book. Read to an adult.

LEGO CHALLENGE!

For personal use only. Not for sale.

30 DAY LEGO CHALLENGE				DAY 1	DAY 2	DAY 3
				Build your name	Build a tree	Build a boat that floats
DAY 4 Build a house	DAY 5 Build a cupcake	DAY 6 Build a pencil holder	DAY 7 Build a drinking cup	DAY 8 Build an airplane	DAY 9 Build a tall tower	DAY 10 Build a scary monster
DAY 11 Build a vehicle	DAY 12 Build a space ship	DAY 13 Build your favorite super hero	DAY 15 Build a robot	DAY 15 Build a swimming pool for your Lego mini-figures	DAY 16 Build a piece of pizza	DAY 17 Build a hamburger
DAY 18 Build a catapult	DAY 19 Build your dram house	DAY 20 Build a marble run	DAY 21 Build a parachute for your mini-figures and see if it works	DAY 22 Build a simple machine	DAY 23 Build 2 Lego cars and have a race	DAY 24 Build a dog
DAY 25 Build a dinosaur	DAY 26 Build a pirate ship	DAY 27 Build a snowman	DAY 28 Build a zipline for your mini-figures	DAY 29 Build a pyramid	DAY 30 Build something with your eyes closed	

www.TheJoyofBoys.com