



Moorlands Primary School *at home* – 03/04/20

Anything is Possible!

New notices:

- ** Part 4 of Story Time at Moorlands now available on website video resource centre**
- ** Easter songs available on school website – see video resource centre**
- ** 4-part phonics session for Y1 pupils on video resource centre from Mrs McMullan**
- ** PLEASE RETRY IF THIS DIDN'T WORK YESTERDAY Re-launching Bug Club Reading – username: your name password: moorlands** (If this doesn't work, please put your first initial of your surname. If still no success, try your whole surname). We recommend you change your password on first login.



PE: 9am-9:30am
<https://www.youtube.com/user/thebodycoach1>
FANCY DRESS – we would love to see it!

Live session with Joe Wicks

English: 9:30-10:30
Spring poetry – create and perform your own spring poem - you might find the resources attached useful.

SPRING ACROSTIC POEM

S unshine
P laying outdoors
R aindrops
I nsects buzzing
N ights are cool
G reen Grass

SPRINGTIME

Freshly planted gardens
Blossoms in the trees
Insects flying through the air
Gatherings for teas.
Children playing hopscotch
Kite tails in the sky
Bunnies in the meadow
Bluebirds flying by.
Raindrops on the tulips
Clovers on the ground
Blankets drying in the wind
And family all around.

Learn a song or a poem by heart –
EASTER SONGS ON OUR WEBSITE
<https://moorlands-ps.primarysite.media/>

For your information:
Britannica Encyclopaedia.
www.school.eb.co.uk
U: moorlands
P: access

Online Learning Year 5 and 6: [Century Tech](#) has been updated with courses for you to access.

User to access: moorlands followed by first name followed by the date of your birthday e.g. if you were called John and born on 12th December, your login would be moorlandsjohn12
Password: moorlands (please change when logged in)

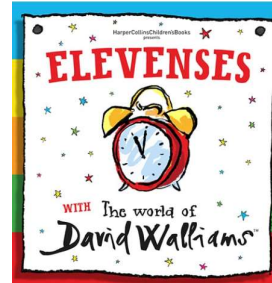


TT Rockstars

See you home learning folder for you login details.

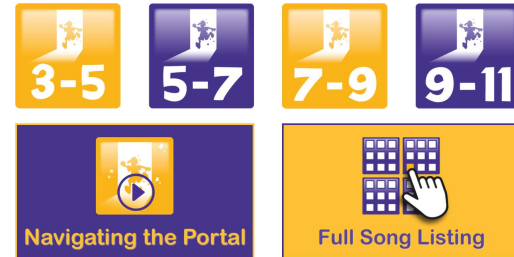
Don't forget David Walliams audio is released at 11am each day.

<https://www.worldofdavidwalliams.com/elevenses/>



<https://parent.numberfunportal.com/>

Sing songs to learn maths through the Number Fun portal - there is 30 days free for parents at the moment. This is something we use in school so the children might know some of the songs.



Afternoon suggestions –
Easter Card to brighten up someone's day.

Afternoon suggestions
GROW A RAINBOW – **SEE ATTACHED DOCUMENT**

Afternoon suggestions
Mindfulness creative task. Kind Hands.

Evening Reading time.



How to Grow a Rainbow

You will need:


- Kitchen roll/paper towel
- Felt tip pens
- Two small bowls of water
- Paper clip
- Thread

1. Cut your kitchen roll into the shape of a rainbow.
2. Colour a rainbow with felt tips about 2 cm up on both sides.
3. Attach your paper clip to the top and tie a piece of thread to it. This will give you something to hold your rainbow with.
4. Fill each small container with water.
5. Hold your rainbow with the ends slightly submerged in the water then watch your rainbow grow!

THE SCIENCE

A brief introduction to 'capillary action'! Water molecules like to stick to things - including themselves. Sticking to things is called *adhesion* and sticking to itself is called *cohesion*. The fibres in kitchen roll make lots of little holes. Water is 'sucked' through the holes because of adhesion (liking to stick to other things) and cohesion (liking to stick to itself) means the rest of the water follows. The water pressure will eventually slow down and the pressure of gravity will mean it stops moving.

@MrsBpriSTEM



LEGO CHALLENGE!

For personal use only. Not for sale.

30 DAY LEGO CHALLENGE

				DAY 1 Build your name	DAY 2 Build a tree	DAY 3 Build a boat that floats
DAY 4 Build a house	DAY 5 Build a cupcake	DAY 6 Build a pencil holder	DAY 7 Build a drinking cup	DAY 8 Build an airplane	DAY 9 Build a tall tower	DAY 10 Build a scary monster
DAY 11 Build a vehicle	DAY 12 Build a space ship	DAY 13 Build your favorite super hero	DAY 15 Build a robot	DAY 15 Build a swimming pool for your Lego mini-figures	DAY 16 Build a piece of pizza	DAY 17 Build a hamburger
DAY 18 Build a catapult	DAY 19 Build your dram house	DAY 20 Build a marble run	DAY 21 Build a parachute for your mini-figures and see if it works	DAY 22 Build a simple machine	DAY 23 Build 2 Lego cars and have a race	DAY 24 Build a dog
DAY 25 Build a dinosaur	DAY 26 Build a pirate ship	DAY 27 Build a snowman	DAY 28 Build a zipline for your mini-figures	DAY 29 Build a pyramid	DAY 30 Build something with your eyes closed	

www.TheKeyandBoys.com