



Moorlands Primary School –Easter Holiday

Optional ideas for the Easter Holidays

Anything is Possible!



Purple mash have daily activities to access over Easter – this includes reading, maths, creating – pick what you fancy doing.



Re-launching Bug Club Reading – username: your name password: moorlands
 (If this doesn't work, please put your first initial of your surname. If still no success, try your whole surname). We recommend you change your password on first login.



England	Northern Ireland	Scotland	Wales
KS1 Year 1 to 2	Foundation Stage Primary 1 to 2	Early level Primary 1	Foundation Phase Reception to Year 2
KS2 Year 3 to 6	KS1 Primary 3 to 4	1st level Primary 2 to 4	KS2 Year 3 to 6
	KS2 Primary 5 to 7	2nd level Primary 5 to 7	Cyfnod Sylfaen Reception to Year 2
		A' Chiad Ire Bun-sgoil 2 gu 4	CA2 Year 3 to 6
		An Dârna Ire Bun-sgoil 5 gu 7	

<https://www.bbc.co.uk/bitesize/primary>

There are short video clips on BBC bitesize to support all subjects.

Craft Instructions

Paper Plate Peek-a-Boo Bunny

Supplies

- Paper plate
- White card
- Paint
- Googly eyes
- Cotton wool ball
- 2 split pins
- Felt-tip pens

- Pencil
- Paint Brush
- Scissors

CRAFT IDEAS – SEE SCHOOL WEBSITE FOR INSTRUCTIONS



Craft Instructions

Hanging Egg Window Decoration

Supplies

- Paper plate
- Ribbon
- Hole punch
- Felt tip pens
- Tissue paper
- Scissors
- PVA glue or glue stick
- Pencil




Craft Instructions

Woollen Bunny Card

Supplies

- Coloured card
- Cotton wool
- Pencil
- Glue Stick
- Pom-pom
- A rabbit coloured shade of wool



Craft Instructions

Woven Paper Egg

Supplies

- Easter egg template
- Strips of different coloured wrapping paper or card, 2cm wide
- A4 sized coloured card
- A4 paper
- Scissors



Woven String Egg

You will need:

- Water Balloons
- PVA glue
- Paint brush
- Scissors
- Large paint pot or bowl
- Brightly coloured paints
- A long length of string



Craft Instructions

Handprint Chicken With Chicks

Supplies


- White, orange, red, yellow and green paint
- Blue card
- Black, red, orange and green felt tips
- Paint brushes
- Paint pots



Origami ideas: See school website for instructions



Have an adult help you with this activity. DO NOT throw a paper airplane at another person, animal or object as paper can be sharp or pointy.



Origami Panda

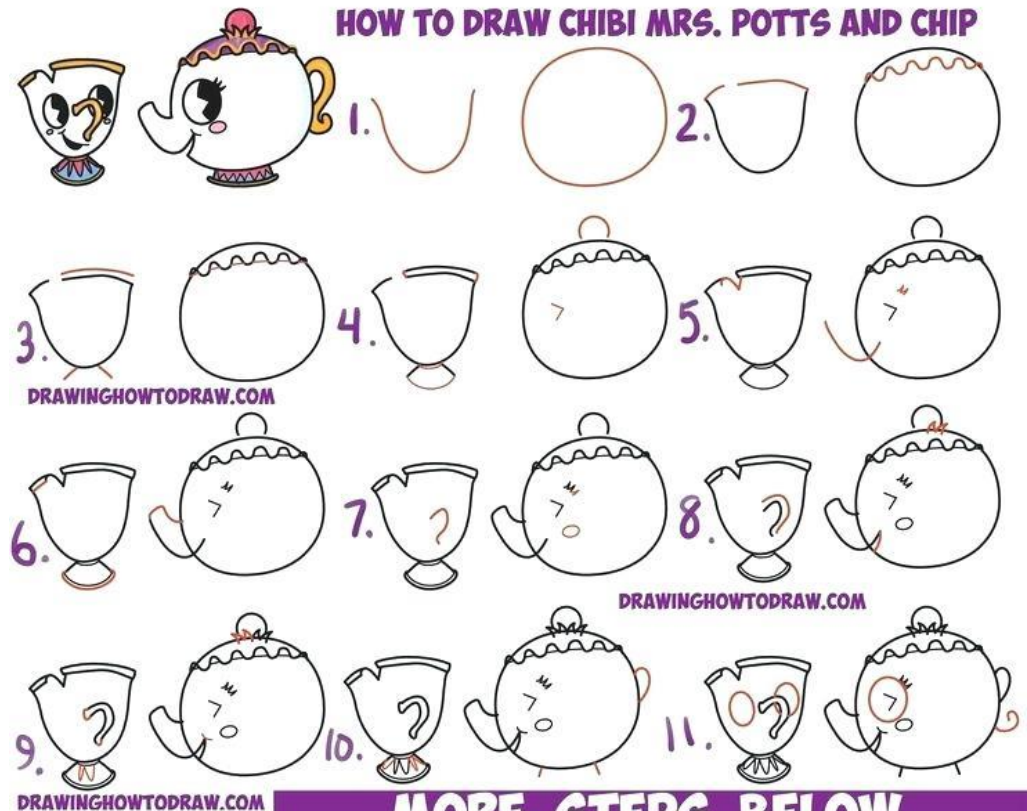

A piece of black origami paper and a little patience turns out this cute little panda - perfect for all sorts of craft projects!

The folds are quite simple but there are a lot of them!



Step by Step Drawing and YouTube – step by step drawings – How to draw...

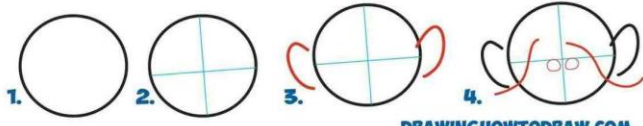
HOW TO DRAW CHIBI MRS. POTTS AND CHIP



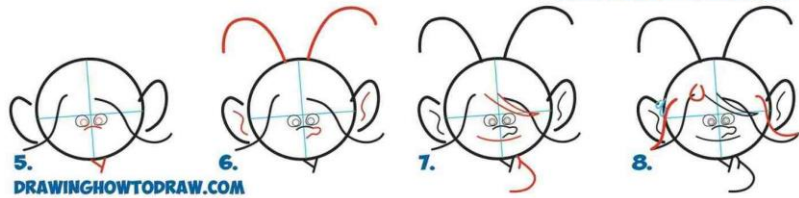
MORE STEPS BELOW



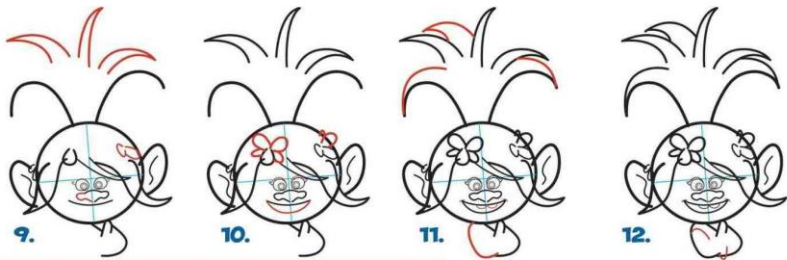
HOW TO DRAW POPPY FROM TROLLS MOVIE



DRAWINGHOWTODRAW.COM



DRAWINGHOWTODRAW.COM



DRAWINGHOWTODRAW.COM

MORE STEPS BELOW



Make Easter biscuits!

Learn how to make these adorable Easter biscuits!



01:41

See CBBC for cookery instructions and links to quizzes.

TINY HAPPY PEOPLE WEBSITE – Focusing on early communication


Promoting communication - Tiny Happy People website (ideas for people from pregnancy to 5 years old to support communication development)

<https://www.bbc.co.uk/tiny-happy-people>

bbc.co.uk/tiny-happy-people/4-to-5-year-old-child-development-activities

Playtime games

NEW




Putting things in order

Sorting objects in a row is a great way to develop your child's ability to organise.

4-5 YEARS


NEW



Over and under

Try playing this game with your child and use position words such as 'over' and 'under'.

4-5 YEARS




Throwing game

Playing a throwing game with different targets helps to boost your child's concentration and focus.

4-5 YEARS

NEW




Playing I spy

Playing a game of 'I spy' is a fun way to explore new words with your child.

4-5 YEARS

NEW




Indoor treasure hunt

An indoor treasure hunt is a really fun way of developing your child's attention and listening skills.

4-5 YEARS

NEW




Sound effects story

Adding sound effects to a story is a great way for your child to link words and sounds.

4-5 YEARS

NEW



Changing nursery rhyme words

Make up your own nursery rhymes by changing the words.

4-5 YEARS

 **small talk** 
Little ways to make a big difference

FROM TINY HAPPY PEOPLE WEBSITE (Aged 0-5 years)

Treasure Hunt:

This classic activity is a great way to introduce words that describe places, like 'over', 'under' 'next to' and 'on top of'.

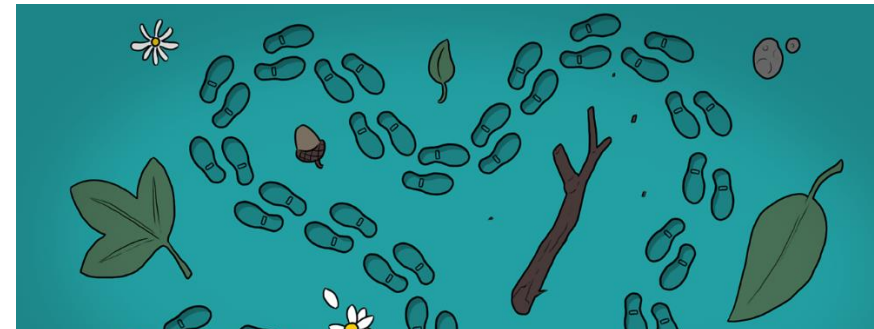
- Take a selection of items to hide around the house or garden. If you've been on a nature walk you could use the items you collected, otherwise you could use chocolate Easter eggs or anything you like really.
- Show your child what you are going to hide. Talk about them, name them, and if they are starting to say words, encourage your child to name them too.
- When your child isn't looking, hide your objects around the house or garden, then give them a bag to collect the different things in.
- Help them look for the hidden items. Use phrases like 'look under the chair' and offer plenty of encouragement, 'wow you found it next to the flowers!'.



Nature Walk

Try going on a [nature walk](#) in your garden or even just around the block:

- Take a small bag with you to collect things that you see - it might be a leaf, a flower, a colourful stone or anything natural you find as you are going along.
- Name the items as you find them - encourage your child to put them into the bag. When you get home, sit together and look through all the items you've found.
- Help your child feel the textures of the items and describe them, for example 'wow, that's a smooth stone' or 'that pink flower is really pretty!'.
- When you have finished, you can put them away in a 'special treasure hunt box' (this could be an empty cereal packet or a biscuit tin), so your child can look at them and feel the different textures again.



“small talk”

Little ways to make a big difference

SMALL TALK WEBSITE – Focusing on early communication

small-talk.org.uk/3-5-years/play/tongue-twisters/



You can have fun teaching your child different tongue twisters. Try to say them together. Who can do it best? Take turns and see who can say it the most times without going wrong.

Here are some to try:

- I scream, I scream, you scream, let's all scream for ice cream.
- Peter Piper, where's the peck of pickled peppers that Peter Piper picked?
- Red lorry, yellow lorry, red lorry, yellow lorry.
- She sells seashells on the sea shore.
- Bubble bobble, bubble bobble, bubble bobble.

See which ones are the most fun. Try saying them as fast as you can. You can even make up some of your own.

Good to know

This activity is stretching and strengthening the muscles children need to speak.



“small talk”
Little ways to make a big difference

First, gather some of your child’s favourite toys, books and objects. They can help you with this. Put them together and talk about what’s there.

Next, ask your child to close their eyes and turn around. Remove some of the items. Then get them to open their eyes and see if they can list what’s missing.

You can play this game the other way around, with your child removing the items and testing your memory.

Good to know

This game helps to build concentration and memory.

<https://small-talk.org.uk/3-5-years/play/going-bear-hunt/>

<https://www.nspcc.org.uk/keeping-children-safe/coronavirus-advice-support-children-families-parents/>



NSPCC has information to support worries children may have about the Coronavirus. It also has support for parents to cope with the tantrums they may be experiencing from their children also supporting mental wellbeing of the adults.