

Moorlands Primary School at home

27/04/20 – 01/05/20 *Anything is Possible!*








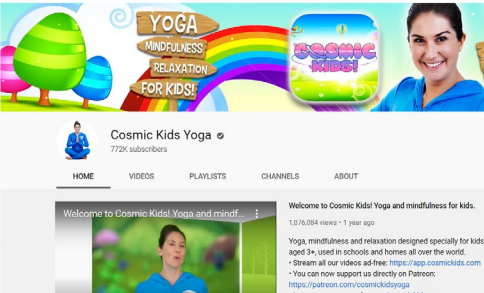


PROJECT FOR THE WEEK: The Environment

We are providing a range of tasks linked to the project theme for this week: The Environment. We don't expect you to complete them all, but suggest selecting one activity each day revolved around our theme for the week.

New notices:

- **MONDAY:** If you wish to send a 100th birthday card to Captain Tom, please place it in the folder at the school gate.
- **WEDNESDAY:** Look out for the email from your class teacher
- **TIME CAPSULE:** Send in work for the time capsule. This could be a diary entry, explanation about what is happening in Easter 2020 (see attached information about time capsule ideas)
- **ONLINE LEARNING –** Teachers will be setting linked to this week's project on Purple Mash

<p>English</p>  	<p>See our attached resources for poetry and Pobble. One week of resources are available attached to the email, on the school website or can be collected from the school gate.</p>  <p>Year group specific lessons in a variety of subjects available at: https://www.bbc.co.uk/bitesize/dailylessons</p>																																																
<p>Maths –</p>  	<p>BBC Bitesize have linked up with White Rose. The green boxes are what we directed you to before Easter and the pink boxes show what is going to be covered in the first two weeks of the summer term.</p> <p>The print outs for the first week are available attached to the email, on the school website, but can also be collected from the school gates.</p> <p>Access the videos at https://whiterosemaths.com/homelearning/</p> <table border="1" data-bbox="1145 1003 1497 1397"> <caption>Week by Week Summer Term</caption> <thead> <tr> <th></th> <th>Week 1 20.4.20</th> <th>Week 2 27.4.20</th> <th>Week 3 4.5.20</th> <th>Week 4 11.5.20</th> <th>Week 5 18.5.20</th> </tr> </thead> <tbody> <tr> <td>Y1</td> <td>Number</td> <td></td> <td>Addition and subtraction</td> <td></td> <td>Le cap</td> </tr> <tr> <td>Y2</td> <td>Length and number</td> <td></td> <td>Addition and subtraction</td> <td></td> <td>Multi</td> </tr> <tr> <td>Y3</td> <td>Fractions</td> <td></td> <td>Money and multiplication and division</td> <td></td> <td>F</td> </tr> <tr> <td>Y4</td> <td>Decimals</td> <td></td> <td>Multiplication, division, perimeter and area</td> <td></td> <td>F</td> </tr> <tr> <td>Y5</td> <td>Decimals</td> <td></td> <td>Multiplication, division, perimeter and area</td> <td></td> <td>F</td> </tr> <tr> <td>Y6</td> <td>Angles</td> <td></td> <td>Fractions</td> <td></td> <td>Fra</td> </tr> <tr> <td>Y7</td> <td>Angles</td> <td></td> <td>Fractions, decimals and percentages</td> <td></td> <td>For</td> </tr> </tbody> </table>		Week 1 20.4.20	Week 2 27.4.20	Week 3 4.5.20	Week 4 11.5.20	Week 5 18.5.20	Y1	Number		Addition and subtraction		Le cap	Y2	Length and number		Addition and subtraction		Multi	Y3	Fractions		Money and multiplication and division		F	Y4	Decimals		Multiplication, division, perimeter and area		F	Y5	Decimals		Multiplication, division, perimeter and area		F	Y6	Angles		Fractions		Fra	Y7	Angles		Fractions, decimals and percentages		For
	Week 1 20.4.20	Week 2 27.4.20	Week 3 4.5.20	Week 4 11.5.20	Week 5 18.5.20																																												
Y1	Number		Addition and subtraction		Le cap																																												
Y2	Length and number		Addition and subtraction		Multi																																												
Y3	Fractions		Money and multiplication and division		F																																												
Y4	Decimals		Multiplication, division, perimeter and area		F																																												
Y5	Decimals		Multiplication, division, perimeter and area		F																																												
Y6	Angles		Fractions		Fra																																												
Y7	Angles		Fractions, decimals and percentages		For																																												
<p>Reading</p> 	<p>Bug Club Reading – username: your name (don't forget the capital letter) password: moorlands (all lower case letters) school code: 3wt6 (If this doesn't work, please put your first initial of your surname as a capital. If still no success, try your whole surname). Please contact homelearning@moorlandsprimaryschool.org if you are still having problems.</p>																																																
<p>PE 9:00-9:30am daily https://www.youtube.com/user/thebodycoach1 Live session with Joe Wicks</p> 	<p>KS1 – Cosmic Kids Yoga – stories mixed with yoga</p> 																																																

The project this week aims to provide opportunities to learn more about the environment.

Create a chart to record the weather.

Label the chart with days of the week and record the weather at different points in the day.

This link may help: <https://www.topmarks.co.uk/Interactive.aspx?cat=93>

Watch the weather report on T.V. How do they describe the weather? Can you find West Bromwich on the map? What symbols do they use when they are talking about the weather?

Weather reporter: Pick a day that you would like to present as a weather reporter. Create some symbols to use when you are talking about the weather. Can you talk about the weather in your local area and maybe compare to another place in the UK or somewhere else in the world?

What a load of rubbish! Create a model using recycled materials (see pictures below for ideas).



Nature art: Andy Goldsworthy is an artist who works in the environment.

He collects objects in the environment and creates his art. Create your own nature art. Please send a photo in for us to see.





Build a bug hotel: Safe hideaways can be hard for wildlife to find in some gardens, and what better use for all your garden waste and odds and ends?

Build your bug hotel (also known as a wildlife hotel or stack) well and it could shelter anything from hedgehogs to toads, solitary bees to bumblebees, and ladybirds to woodlice.

