

Moorlands Primary School at home Reception

04/05/20 – 08/05/20 *Anything is Possible!*






PROJECT FOR THE WEEK: VE Day 75th Anniversary

VE Day - or 'Victory in Europe Day' - marks the day towards the end of World War Two (WW2). This week it marks 75 years since VE day. There is a three-day international celebration from Friday 8th May until Sunday 10th May. This is the theme for learning this week (see following pages for ideas).

New notices:

- **Forest school design:** Please send in your design by photo via the homelearning@moorlandsprimaryschool.org email, or post it into the folder on the school gates.
- **ONLINE LEARNING** – Teachers will be setting linked to this week's project on Purple Mash

<p>English</p>  	<p>See our attached resources for Pobble and ideas further on in the document about a Peace Prayer. We have also attached a comprehension which is based around VE day. Please pick the resources you would like to use.</p> <p>One week of resources are available attached to the email, on the school website or can be collected from the school gate.</p> <p>Year group specific lessons in a variety of subjects available at:</p> <p>https://www.bbc.co.uk/bitesize/dailylessons</p> 																																																																
<p>Maths –</p>  	<p>BBC and White Rose are teaching the same maths topics from 04/05/20</p> <p>You can use both BBC and White Rose home learning videos to support you. We will continue to attach the White Rose resources to you.</p> <p>The print outs for this week are attached to the email, on the school website, but can also be collected from the school gates. Access the videos at:</p> <p>https://whiterosemaths.com/homelearning/ https://www.bbc.co.uk/bitesize/dailylessons</p> <p>Week by Week Summer Term Plan</p> <table border="1" data-bbox="957 1097 1468 1444"> <thead> <tr> <th></th> <th>Week 1 20.4.20</th> <th>Week 2 27.4.20</th> <th>Week 3 4.5.20</th> <th>Week 4 11.5.20</th> <th>Week 5 18.5.20</th> <th>Week 6 25.5.20</th> <th>Week 7 1.6.20</th> </tr> </thead> <tbody> <tr> <td>Y1</td> <td>Number</td> <td></td> <td>Addition and subtraction</td> <td></td> <td></td> <td>Length, height capacity and mass</td> <td>Mult</td> </tr> <tr> <td>Y2</td> <td>Length and number</td> <td></td> <td>Addition and subtraction</td> <td></td> <td></td> <td>Multiplication and division</td> <td>Fr</td> </tr> <tr> <td>Y3</td> <td>Fractions</td> <td></td> <td>Money and multiplication and division</td> <td></td> <td></td> <td>Fractions</td> <td></td> </tr> <tr> <td>Y4</td> <td>Decimals</td> <td></td> <td>Multiplication, division, perimeter and area</td> <td></td> <td></td> <td>Fractions</td> <td></td> </tr> <tr> <td>Y5</td> <td>Decimals</td> <td></td> <td>Multiplication, division, perimeter and area</td> <td></td> <td></td> <td>Fractions</td> <td>De</td> </tr> <tr> <td>Y6</td> <td>Angles</td> <td></td> <td>Fractions</td> <td></td> <td></td> <td>Fractions, decimals and percentages</td> <td>Al</td> </tr> <tr> <td>Y7</td> <td>Angles</td> <td></td> <td>Fractions, decimals and percentages</td> <td></td> <td></td> <td>Four rules of numbers</td> <td>Mi</td> </tr> </tbody> </table>		Week 1 20.4.20	Week 2 27.4.20	Week 3 4.5.20	Week 4 11.5.20	Week 5 18.5.20	Week 6 25.5.20	Week 7 1.6.20	Y1	Number		Addition and subtraction			Length, height capacity and mass	Mult	Y2	Length and number		Addition and subtraction			Multiplication and division	Fr	Y3	Fractions		Money and multiplication and division			Fractions		Y4	Decimals		Multiplication, division, perimeter and area			Fractions		Y5	Decimals		Multiplication, division, perimeter and area			Fractions	De	Y6	Angles		Fractions			Fractions, decimals and percentages	Al	Y7	Angles		Fractions, decimals and percentages			Four rules of numbers	Mi
	Week 1 20.4.20	Week 2 27.4.20	Week 3 4.5.20	Week 4 11.5.20	Week 5 18.5.20	Week 6 25.5.20	Week 7 1.6.20																																																										
Y1	Number		Addition and subtraction			Length, height capacity and mass	Mult																																																										
Y2	Length and number		Addition and subtraction			Multiplication and division	Fr																																																										
Y3	Fractions		Money and multiplication and division			Fractions																																																											
Y4	Decimals		Multiplication, division, perimeter and area			Fractions																																																											
Y5	Decimals		Multiplication, division, perimeter and area			Fractions	De																																																										
Y6	Angles		Fractions			Fractions, decimals and percentages	Al																																																										
Y7	Angles		Fractions, decimals and percentages			Four rules of numbers	Mi																																																										
<p>Reading</p> 	<p>Bug Club Reading –</p> <p>username: your name (don't forget the capital letter) password: moorlands (all lower case letters) school code: 3wt6</p> <p>(If this doesn't work, please put your first initial of your surname as a capital. If still no success, try your whole surname). Please contact homelearning@moorlandsprimaryschool.org if you are still having problems.</p>																																																																
<p>PE 9:00-9:30am daily</p>  <p>https://www.youtube.com/user/thebodycoach1</p>	<p>Daily: Dance with Oti – See You Tube</p> 																																																																

The project this week aims to provide opportunities to learn more about the 75th Anniversary of Victory in Europe Day, better known at VE Day.

How was VE Day celebrated in 1945?

There were street parties and parades throughout the Western world - especially in the UK and the USA. More than a million people took to the streets in Great Britain, with the greatest crowds in London. The day was declared a national holiday. The war was not fully over but, for many people, VE Day signalled an end. It gave them a glimpse of a future that was not entirely governed by a global war.

World History: VE DAY 75 CELEBRATION 8TH MAY 2020

Design a Peace Symbol


Peace is when there is complete calm. There are lots of different symbols for peace, such as:



the peace sign



a dove



a poppy



an olive branch



a rainbow

Have a go at designing your own peace symbol. You can use ideas from the symbols above, or create a totally different one. Once you have finished designing your symbol, write an explanation about it.

Peace prayer:

Think about words associated with peace. You could make a mind map like the one to the right. Use your ideas to help you put together your own peace prayer. An example could be the words below:

We pray for peace in our world, and an end to war.

Instead of hatred, let there be love.

Let everyone have shelter and protection.

Let people show kindness and help towards others,

so we can build a world of love and live our lives in peace.



VE Day Commemoration events 2020

11am: Two-minute national silence to remember the declaration of victory and the end of the Second World War in Europe.

2.45pm - 3.45pm: The first of two BBC One programmes to mark VE75, including extract from Sir Winston Churchill's victory speech delivered at 3pm on VE Day.

Throughout the afternoon: Britons encouraged to hold 1940s-style afternoon tea parties at home rather than street parties, including homemade bunting and recipes from the era.

9pm: Address by the Queen followed by national doorstep rendition of Dame Vera Lynn's We'll Meet Again.

Morse Code: Can you crack the Morse code in the documents attached. Alternatively, use the Morse Code below to write a code for someone else in your family to solve.

Can you write your name in Morse code?

To sound the code out, the dot is a short sound and the line is a long sound. What does your code sound like?

<https://www.bbc.co.uk/cbbc/watch/morse-code>

A a	· —	J j	· — — —	S s	· · ·
B b	— · · ·	K k	— · —	T t	—
C c	— · — ·	L l	· — · ·	U u	· · —
D d	— · ·	M m	— —	V v	· · · —
E e	·	N n	— ·	W w	· — —
F f	· · · ·	O o	— — —	X x	— · · —
G g	— — ·	P p	· — — ·	Y y	— · — —
H h	· · · ·	Q q	— — · —	Z z	— — · ·
I i	· ·	R r	· — ·		

Paint Projects set on Purple Mash:

- Create a remembrance poppy.
- Paint a World War II plane.

Paint Projects:



Cooking

Bake using a war time recipe (see the attached documents for ideas)

http://downloads.bbc.co.uk/history/handsonhistory/ww2_recipes2.pdf

WARTIME RECIPES

★ Pancakes ★

Design activity: Special cups were made to commemorate VE Day in 1945. Design your own VE Day cup. See attached resources or create your own outline.

VE Day Teacup Design

Design your own VE Day cup. Think about your design and make sure it is bright and eye-catching. You could include flags, important buildings or people who were involved in the Second World War.



Design a medal for the end of World War 2 – you could draw it or even make it.

Design a VE Day Medal

This medal celebrated the end of the First World War and was given to soldiers who had fought in active theatres of the war. It was a symbol of **great pride** but its design was also highly **symbolic**.



Bronze medal, not too expensive after the war, but long lasting.

Create a model spitfire.



Use the template attached to cut out and create your own model spitfire.

Measure how far it flies and let us know so we can find out who has made the longest travelling spitfire.