

# Moorlands Primary School at home

04/05/20 – 08/05/20 *Anything is Possible!*




## PROJECTS: Healthy Eating and VE celebrations

We are providing a range of tasks linked to the project themes for this week: Healthy Eating and VE Day celebrations. VE Day - or 'Victory in Europe Day' - marks the day towards the end of World War Two (WW2). This week it marks 75 years since VE day. There is a three-day international celebration from Friday 8<sup>th</sup> May until Sunday 10<sup>th</sup> May (see following pages for learning ideas). We don't expect you to complete them all, but suggest selecting one activity each day revolved around our theme for the week.

### New notices:

- **Forest school design:** Please send in your design by photo via the [homelearning@moorlandsprimaryschool.org](mailto:homelearning@moorlandsprimaryschool.org) email, or post it into the folder on the school gates.

<p><b>English</b></p> 	<p>Read 'The Very Hungry Caterpillar' or listen to the book at: <a href="https://youtu.be/75NQK-Sm1YY">https://youtu.be/75NQK-Sm1YY</a></p> <p>Activities:</p> <ul style="list-style-type: none"><li>• Get children to make a caterpillar puppet and retell the story.</li><li>• Children to identify the healthy and unhealthy food that the caterpillar ate then design a healthy eating poster.</li><li>• Children to make their very own Hungry Caterpillar book. They can change the food items that the caterpillar ate.</li></ul>
<p><b>Maths –</b></p>  	<p>Activities linked to 'The Very Hungry Caterpillar': <a href="https://whiterosemaths.com/homelearning/early-years/">https://whiterosemaths.com/homelearning/early-years/</a></p> <p>There are daily maths videos on White Rose linked to 'The Very Hungry Caterpillar'. There are attached documents to go with each of these daily sessions. <a href="https://whiterosemaths.com/homelearning/">https://whiterosemaths.com/homelearning/</a></p> <p>Other activities:</p> <ul style="list-style-type: none"><li>• Say and order the days of the week</li><li>• Set up a shop using a variety of food items. Sort them into 2 sets – healthy and unhealthy.</li><li>• Children could label each food item and design price tags for each food item up to the value of 20p</li><li>• Encourage children to write a shopping list</li><li>• Using 1p coins, encourage children to make the total price (you could make your own 1p coins).</li></ul>
<p><b>Reading</b></p> 	<p><b>Bug Club Reading –</b></p> <p>username: your name (don't forget the capital letter) password: moorlands (all lower case letters) school code: 3wt6</p> <p>(If this doesn't work, please put your first initial of your surname as a capital. If still no success, try your whole surname). Please contact <a href="mailto:homelearning@moorlandsprimaryschool.org">homelearning@moorlandsprimaryschool.org</a> if you are still having problems.</p>
<p><b>PE 9:00-9:30am daily</b> <a href="https://www.youtube.com/user/thebodycoach1">https://www.youtube.com/user/thebodycoach1</a> Live session with Joe Wicks</p> 	<p><b>KS1 – Cosmic Kids Yoga – stories mixed with yoga</b></p> 


**Project 1** this week aims to provide opportunities to learn more about the importance of healthy eating.

- Create a chart to record what healthy/unhealthy food items you eat across the week. Following this, discuss the food items they enjoy more than others.



### A balanced diet:

Discuss the **Healthy Eating Plate (see below)** and talk or place some real food items correctly onto five plates (sorting activity). You could draw food items and label them and place under the correct heading.



**Cooking:** Create a fruit



salad. Encourage your child to write what items of fruit they will need. Encourage them to peel and slice pieces of fruit into a bowl.

Make a healthy sandwich. Again, encourage your child to say and write what they will need. Write a set of instructions on making a healthy sandwich.

**Project 2:** The second project this week aims to provide opportunities to learn more about the 75<sup>th</sup> Anniversary of Victory in Europe Day, better known as VE Day.

### How was VE Day celebrated in 1945?

There were street parties and parades throughout the Western world - especially in the UK and the USA. More than a million people took to the streets in Great Britain, with the greatest crowds in London. The day was declared a national holiday. The war was not fully over but, for many people, VE Day signalled an end. It gave them a glimpse of a future that was not entirely governed by a global war.

### World History: VE DAY 75 CELEBRATION 8<sup>TH</sup> MAY 2020

#### VE Day Commemoration events 2020

**11am:** Two-minute national silence to remember the declaration of victory and the end of the Second World War in Europe.

**2.45pm - 3.45pm:** The first of two BBC One programmes to mark VE75, including extract from Sir Winston Churchill's victory speech delivered at 3pm on VE Day.

**Throughout the afternoon:** Britons encouraged to hold 1940s-style afternoon tea parties at home rather than street parties, including homemade bunting and recipes from the era.

**9pm:** Address by the Queen followed by national doorstep rendition of Dame Vera Lynn's We'll Meet Again.



**VE DAY**  
75TH ANNIVERSARY

# Design a Peace Symbol


Peace is when there is complete calm. There are lots of different symbols for peace, such as:



the  
peace sign




a dove



a poppy



an  
olive branch



a rainbow

Have a go at designing your own peace symbol. You can use ideas from the symbols above, or create a totally different one. Once you have finished designing your symbol, write an explanation about it.

## Design a VE Day Medal

This medal celebrated the end of the First World War and was given to soldiers who had fought in active theatres of the war. It was a symbol of **great pride** but its design was also highly **symbolic**.



Bronze medal, not too expensive after the war, but long lasting.

## Create a model spitfire.



Use the template attached to cut out and create your own model spitfire.

Measure how far it flies and let us know so we can find out who has made the longest travelling spitfire.