

Moorlands Primary School at home Year 1 and 2

11/05/20 – 15/05/20 *Anything is Possible!*




PROJECT FOR THE WEEK: Amazing Me

‘Amazing Me’ is a theme looking at what makes us unique and special. It has tasks that will promote positive feelings and positive well-being; something that is important for everyone. This is the theme for learning this week (see following pages for ideas).

New notices:

- **Phone calls: Teachers will be making a phone call home to the pupils on Tuesday or Wednesday this week. If at the end of Wednesday, you have not received a phone call please contact the school office and the teacher will call back.**

English



A booklet all about you.

An **autobiography** is a book written about someone's own life.

Each day think about drawing a picture and writing a few sentences about yourself (you can use the template attached with lines on and a box for drawing but please be creative with your own design if you would prefer).


Day 1- What I look like? This about describing your physical features including hair, eyes, etc.

Day 2- Who is in my family? Describe who is in your family and a favourite event with them.

Day 3- What do I enjoy doing? Describe your hobbies, talents, special skills etc.

Day 4- What I want to be in the future and why? Describe what you want to be doing in a year, five years and maybe even when you're an adult.

Day 5- Proof read your work then get creative making a front /back cover. Think carefully about what features you usually see on these.



Daily lessons available at:



Year group specific lessons in a variety of subjects available at:

<https://www.bbc.co.uk/bitesize/dailylessons>

Maths –



BBC and White Rose are teaching the same maths topics.

You can use both BBC and White Rose home learning videos to support you. We will continue to attach the White Rose resources to you.

The print outs for this week are attached to the email, on the school website, but can also be collected from the school gates. Access the videos at:

<https://whiterosemaths.com/homelearning/>

<https://www.bbc.co.uk/bitesize/dailylessons>

Week by Week Summer Term Plan

	Week 1 20.4.20	Week 2 27.4.20	Week 3 4.5.20	Week 4 11.5.20	Week 5 18.5.20	Week 6 25.5.20	Week 7 1.6.20
Y1	Number		Addition and subtraction		Length, height capacity and mass		Mult
Y2	Length and number		Addition and subtraction		Multiplication and division		Fri
Y3	Fractions		Money and multiplication and division		Fractions		
Y4	Decimals		Multiplication, division, perimeter and area		Fractions		
Y5	Decimals		Multiplication, division, perimeter and area		Fractions		De
Y6	Angles		Fractions		Fractions, decimals and percentages		All
Y7	Angles		Fractions, decimals and percentages		Four rules of numbers		M

Reading



Bug Club Reading –

username: your name (don't forget the capital letter)
password: moorlands (all lower case letters)
school code: 3wt6

(If this doesn't work, please put your first initial of your surname as a capital. If still no success, try your whole surname). Please contact homelearning@moorlandsprimaryschool.org if you are still having problems.

PE 9:00-9:30am daily



<https://www.youtube.com/user/thebodycoach1>

Daily: Dance with Oti – See You Tube



The tasks below are linked to our 'Amazing Me'

Self Portraits: Really look at your face in the mirror or use a photograph of yourself to create an accurate self-portrait. You could draw or paint or why not try something a bit different and create a self portrait using cardboard or a newspaper and magazine collage.



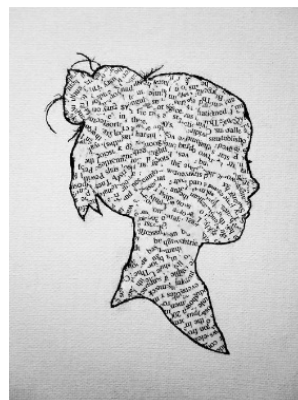
Action sculptures using aluminium foil.

Create a 3D sculpture of yourself doing something active. Use foil to mould and create the shapes you need to create a human figure.



Silhouette word art.

Draw you silhouette and fill it with words to describe yourself. You might want to make some words bigger if they describe you the best.



Music: <https://moorlands-ps.primarysite.media/>

We've placed some songs for you to enjoy linked to 'Amazing Me' on our school website video resource centre (see the link above).

WEEK SEVEN

What A Flexible Body!
12 | 12

1. Can your **fingers** touch your **toes**?
Can your **tongue** reach to your **nose**?
Can you make your **muscles** show?
What a flexible body!
(Repeat)

Words and Music by Mark and Helen Johnson © 2003 & 2015 Out of the Ark Ltd. CCU Song No. 428642

Move-it Monday
What A Flexible Body!

This week's action song is a tongue twister. The actions let you act out what is sung. It has lots of scope for serious discussion.

Taken from Songs For Everyone

VIEW SONG ACTION

Science: Make a skeleton – if you don't have split pins, you could tie the parts together with string or cotton. Can you find out the names of some of the bones and label them? See attached resources for skeleton parts.



Five senses scavenger hunt (see attached resource – this can be done with or without the sheet provided)

My Five Senses Scavenger Hunt

Something smooth



Something rough



Something that makes a noise



Something round

Something yellow

Something that came from a plant

Purple Mash activities: During the course of Monday, teacher will be setting their Purple Mash tasks for the week. Please login to see the tasks that have been set – your work might even make it to the Purple Mash display board which you can look at from your login.

2do: When I Grow Up
What will you do when you grow up? Add a picture
(Assigned to everyone in class: 2. Set by: Mrs Williams)
[Edit](#) [Close](#) [View Folder](#)

2do: My Face
Can you draw and label a happy face? Use a mirror
(Assigned to everyone in class: 2. Set by: Mrs Williams)
[Edit](#) [Close](#) [View Folder](#)

2do: Feelings
Can you show 4 different feelings on the faces? Th



Questions for you to think about...

Key Stage 1 What if.....? questions.

Choose one and think about the questions. What ideas do you have?

WHAT IF...

What if we couldn't smell things?

- What do you use your nose for?
- What smells are nice and what smells are horrible?
- How do smells help us day-to-day?
- What could we use instead of smells?

WHAT IF...

What if humans hibernated?

- Why do some animals hibernate?
- What would it be like to sleep for months?
- What would you miss if you slept during winter?
- Why might it be a good idea to hibernate?

What if we couldn't exercise



- How healthy would your body be if you couldn't exercise?
- Would life be less fun if you couldn't play sports?
- How would you travel without walking or using a bike?
- How would our lives be different without sport?