

Moorlands Primary School at home Year 5 and 6

11/05/20 – 15/05/20 *Anything is Possible!*




PROJECT FOR THE WEEK: Amazing Me

'Amazing Me' is a theme looking at what makes us unique and special. It has tasks that will promote positive feelings and positive well-being; something that is important for everyone. This is the theme for learning this week (see following pages for ideas).

New notices:


- **Phone calls: Teachers will be making a phone call home to the pupils on Tuesday or Wednesday this week. If at the end of Wednesday, you have not received a phone call please contact the school office and the teacher will call back.**

English



Autobiography:

An **autobiography** is text written about someone's own life. We are asking you to write your own autobiography this week. You could start by planning subheadings – you may want to do this chronologically e.g. 'My early years', 'Starting school' etc. **Autobiographies** use the first person (using 'I'), whereas a **biography** is when a text is written about someone else's life. You might want to retell your own funny stories, things you were excited about and memories that are special to you. You could plan to write about a different event each day. See the attached resource for some sentence openers and an example autobiography from Roald Dahl's 'Matilda'. You could choose whether to write it on an A4 page or make it into your own small book with pictures and possibly even photos.



Daily lessons available at:



Year group specific lessons in a variety of subjects available at:

<https://www.bbc.co.uk/bitesize/dailylessons>

Maths –



BBC and White Rose are teaching the same maths topics.

You can use both BBC and White Rose home learning videos to support you. We will continue to attach the White Rose resources to you.

The print outs for this week are attached to the email, on the school website, but can also be collected from the school gates. Access the videos at:

<https://whiterosemaths.com/homelearning/>
<https://www.bbc.co.uk/bitesize/dailylessons>

Week by Week Summer Term Plan

	Week 1 20.4.20	Week 2 27.4.20	Week 3 4.5.20	Week 4 11.5.20	Week 5 18.5.20	Week 6 25.5.20	Week 7 1.6.20
Y1	Number		Addition and subtraction		Length, height, capacity and mass		Mult
Y2	Length and number		Addition and subtraction		Multiplication and division		Fr
Y3	Fractions		Money and multiplication and division		Fractions		F
Y4	Decimals		Multiplication, division, perimeter and area		Fractions		De
Y5	Decimals		Multiplication, division, perimeter and area		Fractions		De
Y6	Angles		Fractions		Fractions, decimals and percentages		All
Y7	Angles		Fractions, decimals and percentages		Four rules of numbers		M

Reading



Bug Club Reading –

username: your name (don't forget the capital letter)

password: moorlands (all lower case letters)

school code: 3wt6

(If this doesn't work, please put your first initial of your surname as a capital. If still no success, try your whole surname). Please contact homelearning@moorlandsprimaryschool.org if you are still having problems.

PE 9:00-9:30am daily



<https://www.youtube.com/user/thebodycoach1>

Daily: Dance with Oti – See You Tube



The tasks below are linked to our 'Amazing Me'

Self Portraits: Really look at your face in the mirror or use a photograph of yourself to create an accurate self-portrait. You could draw or paint or why not try something a bit different and create a self portrait using cardboard or a newspaper and magazine collage.



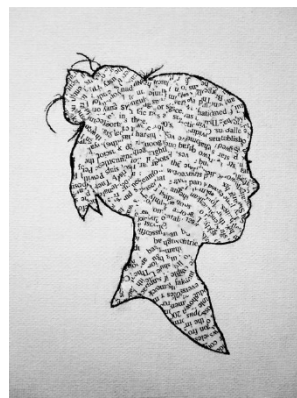
Action sculptures using aluminium foil.

Create a 3D sculpture of yourself doing something active. Use foil to mould and create the shapes you need to create a human figure.



Silhouette word art.

Draw your silhouette and fill it with words to describe yourself. You might want to make some words bigger if they describe you the best.



Music: <https://moorlands-ps.primarysite.media/>

We've placed some songs for you to enjoy linked to 'Amazing Me' on our school website video resource centre (see the link above).

WEEK SEVEN

What A Flexible Body!
12 | 12

1. Can your fingers touch your toes?
Can your tongue reach to your nose?
Can you make your muscles show?
What a flexible body!
(Repeat)

Words and Music by Mark and Helen Johnson © 2003 & 2015 Out of the Ark Ltd. CCU Song No. 428642

Move-it Monday
What A Flexible Body!

This week's action song is a tongue twister. The actions let you act out what is sung. It has lots of scope for serious discussion.

Taken from Songs For Everyone

VIEW SONG ACTION

Science: Make a skeleton – if you don't have split pins, you could tie the parts together with string or cotton. Can you find out the names of some of the bones and label them? See attached resources for skeleton parts.



<https://www.bbc.co.uk/teach/class-clips-video/science-ks2-amazing-me/zbdsjhw>

Science KS2: Amazing Me

BBC Teach > Primary Resources > Science KS2

A series of short films that demonstrate the amazing processes that go on inside each and every one of us.

Using experiments that can be recreated in the classroom and graphics showing the inside of the human body; these short films explain the biological processes that keep us alive.

Suitable for teaching science at KS2 in England, Wales and Northern Ireland and First and Second Level in Scotland.



Digestion - how does breakfast affect your day?

The impact of having a healthy breakfast is explored, and a rather disgusting experiment highlights how the body gets nutrients out of food.



How do muscles and bones work?

A model skeleton, elastic bands and rubber gloves are used to demonstrate how our muscles and bones allow our bodies to move.



Teeth - how they help animals eat

How different types of animals use their teeth to help them eat their food.



How our circulatory system keeps us alive

Zoe uses CGI graphics to explain the structure of the heart and the difference between veins and arteries.

Purple Mash activities: During the course of Monday, teacher will be setting their Purple Mash tasks for the week. Please login to see the tasks that have been set – your work might even make it to the Purple Mash display board which you can look at from your login.

2do: When I Grow Up
What will you do when you grow up? Add a picture
(Assigned to everyone in class: 2. Set by: Mrs Williams)
[Edit](#) [Close](#) [View Folder](#)

2do: My Face
Can you draw and label a happy face? Use a mirror
(Assigned to everyone in class: 2. Set by: Mrs Williams)
[Edit](#) [Close](#) [View Folder](#)

2do: Feelings
Can you show 4 different feelings on the faces? Th



Questions for you to think about...

Year 5 and Year 6 What if.....? and The Big Question.

Choose one and think about the questions. What ideas do you have?

WHAT IF...

What if the average lifespan of a human was 200?

- What are some of the changes as humans develop to old age?
- What further changes might occur if humans lived to the age of 200?
- What impact would a rising population have on the environment?

WHAT IF...

What if we had more than two legs?



- Why would we need more than two legs?
- What would be the advantages of having more than two legs?
- What would be the problems of having more than two legs?

THE BIG QUESTION

What sport makes you sweat the most?



- Why do we sweat?
- How much do we sweat?
- What makes us sweat more or less?
- What if we didn't sweat?
- Which sports make you sweat the most? Why?
- Which sports would make you sweat the least?
- How could you investigate this Big Question? What would you do?